



Healthcare Workforce Data Center Digest

Occupational Surveys / Trend Reports / Regional & State Careforce Snapshots
for and about Virginia's Healthcare Workforce

May 2021 – Certified Nurse Aide "CNA"

This edition of the digital digest spotlights the workforce habits and preferences of certified nurse aides. Licensees of the Board of Nursing, employers, job seekers and students will find this issue of interest.



Median Income

In 2020, the median income for Virginia's CNA was \$14-\$15 per hour.

Benefits

Fifty-three percent of those certified received health insurance from their employer, and 44% received retirement benefits.

HWDC PRODUCTS



01. [WORKFORCE SPECIFIC PROFESSION REPORTS](#)

02. [STUDENT CHOICE](#)

03. [WORKFORCE BRIEFS](#)

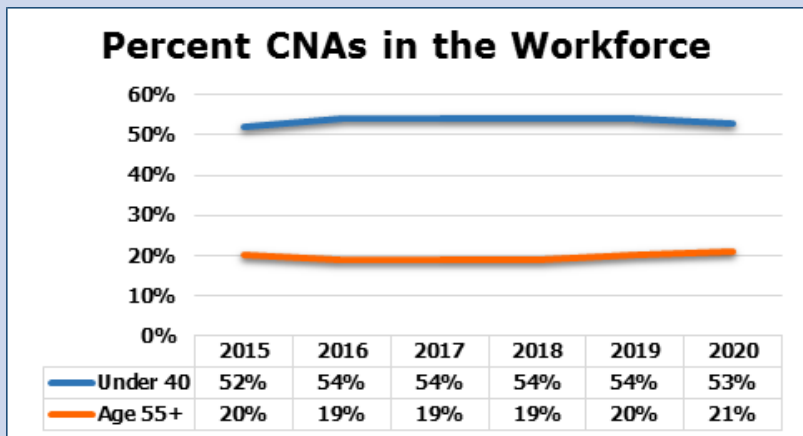


The Roadmap contains useful information for guidance counselors, educators, job seekers and more.

Follow us on:  

Certified Nurse Aide

In 2020, there were 58,669 [Certified Nurse Aides](#) in Virginia. Of that number 55,110 were in the workforce and produced 48,880 FTEs. This workforce was 94% female, 84% were employed and 58% held one full-time job. 93% of CNAs reported being satisfied with their current employment situation.



More than four out of every five CNAs are currently employed in the profession, including 58% who hold one full-time job.

Nearly one-third of all CNAs work in nursing homes, 16% work in home health care establishments and another 16% work in assisted living facilities.

Nearly one-quarter of all CNAs work in Central Virginia, while another 20% work in Northern Virginia.

Thirty-eight percent work between 40 and 49 hours per week.

Trends 2015-2020

- The number of CNAs in Virginia has decreased by 5%.
- The size of the workforce has fallen by 4%.
- Diversity in the workforce has increased from 57% to 59%.
- The median age has stayed the same at 39.

Additional HWDC [Certified Nurse Aide](#) reports may be found on our website.